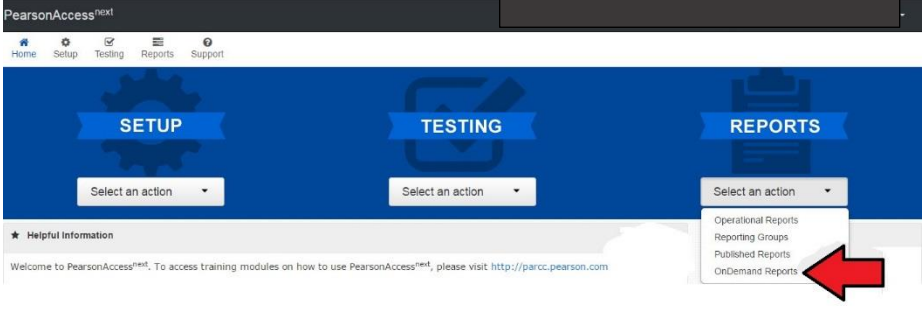
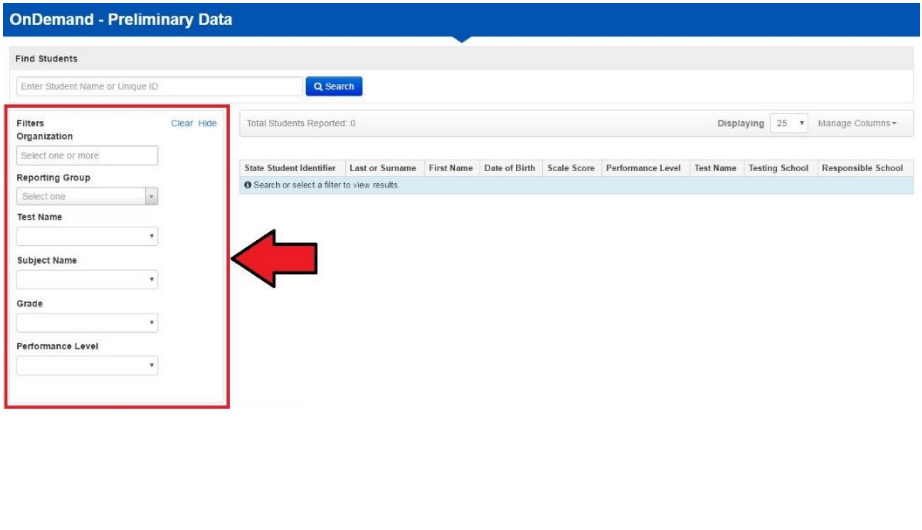
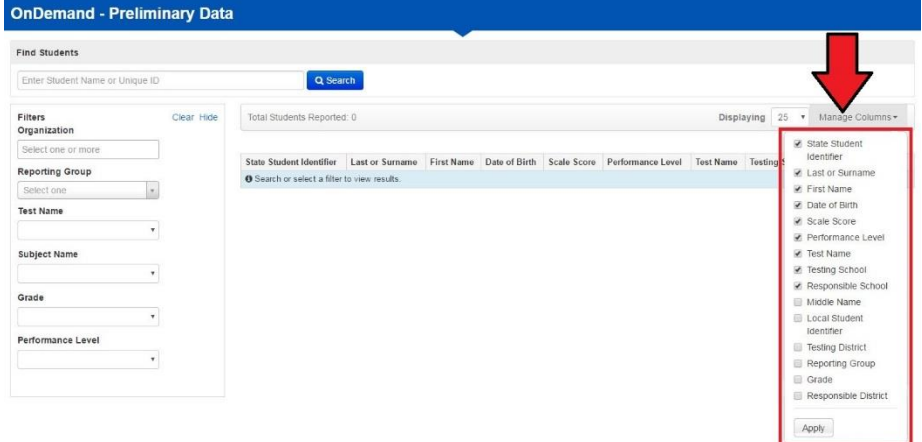


OnDemand Reports (ODR) allow users to access preliminary online test results. This document provides instructions for viewing OnDemand Reports in PearsonAccess<sup>next</sup>.

## View Reports

| Step   | Screen Shot/Directions   |
|--|--|
| <p>Log in to PearsonAccess<sup>next</sup>, select the test administration scope, and then select <b>OnDemand Reports</b> from the <b>Reports</b> menu.</p>   |    |
| <p>Find and select the student whose test results you want to view. Search for test results by student name or SSID.</p> <p>You may also use filters to search by organization, group, test name, or grade.</p> <ul style="list-style-type: none"> <li>• <b>Organization Name:</b> Select one or more school entities to display</li> <li>• <b>Reporting Group:</b> Displays all results by reporting group</li> <li>• <b>Test Name:</b> Displays all results by grade and subject area</li> <li>• <b>Subject Name:</b> Displays all results by subject</li> <li>• <b>Grade:</b> Displays all results by grade</li> <li>• <b>Performance Level:</b> Displays all results by performance level</li> </ul> |   |
| <p>Use the <b>Manage Columns</b> menu to add or remove fields from the display.</p>  |  |

## Step

Select the Information icon next to the student's SSID to view or print the individual student test results.

## Screen Shot/Directions

**OnDemand - Preliminary Data**

Find Students




Total Students Reported: 3

**Filters**

**Organization**

**Reporting Group**

**Test Name**

| State Student Identifier   | Last or Surname | First Name | Date of Birth | Scale Score | Performance Level       | Test Name             | School      |
|--|-----------------|------------|---------------|-------------|-------------------------|-----------------------|-------------|
| 9999999999  | SAMPLE          | STUDENT    | 10-19-2001    | 763         | Met Expectations        | Grade 10 ELA/Literacy | SAMPLE HIGH |
| 9999999999  | SAMPLE          | STUDENT    | 10-08-2001    | 752         | Met Expectations        | Algebra I             | SAMPLE HIGH |
| 9999999999  | SAMPLE          | STUDENT    | 07-12-2002    | 741         | Approached Expectations | Grade 9 ELA/Literacy  | SAMPLE HIGH |