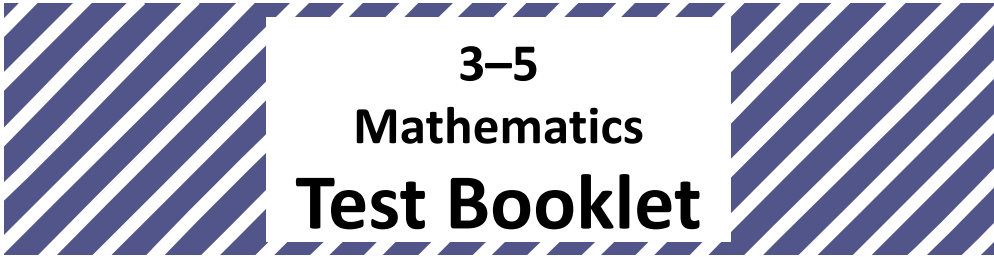



Student Name _____



Student Tutorial

TEST BOOKLET SECURITY BARCODE



Unit 1

Directions:

Today, you will be taking Unit 1 of the 3–5 Student Tutorial. The following tasks are provided for you to practice with the different kinds of questions and response types that will be included in the PARCC Assessments. These items are from the practice tests and sample sets posted at <http://parcc.pearson.com/>.

Throughout the tutorials you will see hints in boxes at the top of the item pages, to help you answer questions and understand the directions. These hints are not in the actual test, but available only in the tutorials. The directions below will be used during the actual test. During the tutorial, please make sure you understand the directions, and ask your teacher if you have any questions.

Read each question carefully. Some items will ask you to choose one correct answer, while others will ask you to choose more than one answer. Mark your answers by filling in the circles in your test booklet.

Do not make any stray marks in the test booklet. If you need to change an answer in your test booklet, be sure to erase your first answer completely.

If you do not know the answer to a question, skip it and go on. If you finish Unit 1 of the test early, you may review your answers and any questions you may have skipped in this unit ONLY.

Do Not go on to Unit 2 of the test until directed to do so.

Using multiple-choice and multiple-select items:

Multiple-choice items have three or four answer choices and allow a single answer choice to be selected.

Multiple-select items have five or six answer choices and allow for one or more answer choices to be selected.

Mark your answers by filling in the circles in your Test Booklet for the answer you choose.

Directions for Completing the Answer Grids

1. Work the item and find an answer.
2. Write your answer in the boxes at the top of the grid.
 - Print your answer starting with the first digit in the left box.
 - Print only one digit or symbol in each box. You may not need all the boxes to enter an answer, but do not leave a blank box in the middle of an answer.
3. Under each box in which you wrote your answer, fill in the bubble that matches the number or symbol you wrote above.
 - Fill in one and **ONLY** one bubble for each box. Do not fill in a bubble under an unused box.
 - Fill in each bubble by making a solid mark that completely fills the circle.
 - Fractions cannot be entered into an answer grid and will not be scored. Enter fractions as decimals.
4. See below for examples on how to correctly complete an answer grid.

To enter 632, fill in the answer grid as follows

6	3	2			
<input type="radio"/>	<input type="radio"/>	<input type="radio"/>	<input type="radio"/>	<input type="radio"/>	<input type="radio"/>
0	0	0	0	0	0
1	1	1	1	1	1
2	2	<input checked="" type="radio"/>	2	2	2
3	<input checked="" type="radio"/>	3	3	3	3
4	4	4	4	4	4
5	5	5	5	5	5
<input checked="" type="radio"/>	6	6	6	6	6
7	7	7	7	7	7
8	8	8	8	8	8
9	9	9	9	9	9

To enter .75, fill in the answer grid as follows

.	7	5			
<input checked="" type="radio"/>	<input type="radio"/>	<input type="radio"/>	<input type="radio"/>	<input type="radio"/>	<input type="radio"/>
0	0	0	0	0	0
1	1	1	1	1	1
2	2	2	2	2	2
3	3	3	3	3	3
4	4	4	4	4	4
5	5	<input checked="" type="radio"/>	5	5	5
6	6	6	6	6	6
7	<input checked="" type="radio"/>	7	7	7	7
8	8	8	8	8	8
9	9	9	9	9	9

Practice filling in the circles in your test booklet.

HINT: Multiple-choice items have three or four answer choices and allow a single answer choice to be selected. Completely fill in the bubble in front of the correct answer choice. Only one bubble should be filled.

1. Which statement about angles is true?
- Ⓐ An angle is formed by two rays that do not have the same endpoint.
 - Ⓑ An angle that turns through $\frac{1}{360}$ of a circle has a measure of 360 degrees.
 - Ⓒ An angle that turns through five 1-degree angles has a measure of 5 degrees.
 - Ⓓ An angle measure is equal to the total length of the two rays that form the angle.

2. Solve.


$$\frac{3}{4} + \frac{4}{5} - \frac{7}{10} =$$

- Ⓐ $\frac{7}{20}$
- Ⓑ $\frac{14}{20}$
- Ⓒ $\frac{17}{20}$
- Ⓓ $\frac{21}{20}$

HINT: Multiple-select items will have five to six answer choices.

Multiple-select items will require more than one answer. One item may direct you to select three answers, while another item may ask you to select two answers. You must fill in the correct number of circles for the item to be considered complete. This item asks for two answers.

3. The rectangle is divided into eight equal sections.



Jodi colors 4 sections. Then she colors 3 more sections.

Which **two** of these represent the fraction of the rectangle that Jodi colors in all?

Select the **two** correct answers.

Ⓐ $\frac{4}{8} + \frac{3}{8}$

Ⓑ $4 + 3$

Ⓒ $\frac{8}{4} + \frac{8}{3}$

Ⓓ $\frac{1}{8} + 3$

Ⓔ $\frac{1}{8} + \frac{1}{8} + \frac{1}{8} + \frac{1}{8} + \frac{1}{8} + \frac{1}{8} + \frac{1}{8}$

HINT: This item has two parts to it.

Part A is a multiple-select item. The directions indicate three answers are required. Fill in the response circles in your test booklet with three choices.

Part B is a multiple-choice item. Fill in the response circle in your test booklet with one choice.

Use the information provided to answer Part A and Part B for question 4.

Rachana has a set of 10 mugs. The set is made up of three different kinds of mugs.

- $\frac{1}{2}$ of the mugs have pictures on them.
- $\frac{2}{5}$ of the mugs have words on them.
- $\frac{1}{10}$ of the mugs have flowers on them.

4. Part A

Select the **three** number sentences that correctly compare two of these fractions.

Ⓐ $\frac{1}{2} < \frac{2}{5}$

Ⓑ $\frac{1}{2} > \frac{2}{5}$

Ⓒ $\frac{1}{2} < \frac{1}{10}$

Ⓓ $\frac{1}{2} > \frac{1}{10}$

Ⓔ $\frac{1}{10} < \frac{2}{5}$

Ⓕ $\frac{1}{10} > \frac{2}{5}$

Part B

Which fraction is equal to $\frac{2}{5}$?

Ⓐ $\frac{1}{10}$

Ⓑ $\frac{2}{10}$

Ⓒ $\frac{4}{10}$

Ⓓ $\frac{5}{10}$

HINT: Your answer must be written and bubbled in the answer grid. Fraction bars cannot be entered into answer grids. Enter fractions as decimals. Please refer to page 4 of this tutorial, if necessary.

5. Jim uses ribbon to make bookmarks. Jim has 9 feet of ribbon. He uses $\frac{1}{3}$ foot of ribbon to make each bookmark.


What is the total number of bookmarks Jim makes with all 9 feet of ribbon?

Enter your answer in the box.

•	•	•	•	•	•
0	0	0	0	0	0
1	1	1	1	1	1
2	2	2	2	2	2
3	3	3	3	3	3
4	4	4	4	4	4
5	5	5	5	5	5
6	6	6	6	6	6
7	7	7	7	7	7
8	8	8	8	8	8
9	9	9	9	9	9



HINT: During the actual test, you will see a stop sign at the end of each unit. When you reach the stop sign, review the directions below it, and if there is time, review your answers from this unit only. For the tutorial, ask your teacher if you have any questions about the directions below. You may go on to the next unit.



You have come to the end of Unit 1 of the test.

- **Review your answers from Unit 1 only.**
- **Then, close your test booklet and raise your hand to turn in your test materials.**



Unit 2

The directions below will be used during the actual test. For the tutorial, please make sure you understand the directions, and ask your teacher if you have any questions. At the end of each unit, go back and review any items you did not answer in that unit only.

Directions:

Today, you will be taking Unit 2 of the Mathematics Test.

Read each question carefully. Some questions will ask you to choose one correct answer, while others will ask you to choose more than one correct answer. Mark your answers by filling in the circles in your Test Booklet for the answers you choose.

If a question asks you to show or explain your work, you must do so to receive full credit. Be sure to:

- Write your response in the box provided in your Test Booklet.
- Label each part of your work if a question has multiple parts, and clearly identify your answer for each part.
- Respond in the box provided. Crossed-out work, writing that falls outside of the box, or work on scratch paper will not be scored.

Do not make any stray marks on the Test Booklet. If you need to change an answer in your Test Booklet, be sure to erase your first answer completely.

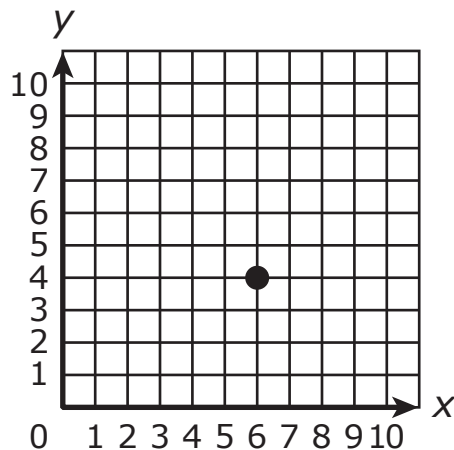
If you do not know the answer to a question, skip it and go on. If you finish Unit 2 of the test early, you may review your answers and any questions you may have skipped in this unit ONLY.

Do not return to Unit 1 of the test.

HINT: Multiple-select items have five to six answer choices.

Multiple-select items will require more than one answer. One item may ask you to select three answers, while another item may ask you to select two answers. This item asks for three answers.

6. Choose **three** statements that correctly describe the point plotted in the coordinate plane.



Select the **three** correct answers.

- Ⓐ The point is located at the ordered pair (4, 6).
- Ⓑ The point is located at the ordered pair (6, 4).
- Ⓒ The x-coordinate is 6 and the y-coordinate is 4.
- Ⓓ The x-coordinate is 4 and the y-coordinate is 6.
- Ⓔ The point is 4 units to the right of the origin on the x-axis and 6 units up from the origin on the y-axis.
- Ⓕ The point is 6 units to the right of the origin on the x-axis and 4 units up from the origin on the y-axis.

HINT: Your answer must be written and bubbled in the answer grid. Read the directions carefully.

When completing an answer grid, do not leave empty spaces between numbers. Fill in the circles from left to right, as necessary.

7. Solve

$$6,272 + 2,766 = ?$$

Enter your answer in the box.

0	0	0	0	0	0
1	1	1	1	1	1
2	2	2	2	2	2
3	3	3	3	3	3
4	4	4	4	4	4
5	5	5	5	5	5
6	6	6	6	6	6
7	7	7	7	7	7
8	8	8	8	8	8
9	9	9	9	9	9

HINT: This item has two parts. In your test booklet, there will be designated answer spaces that correspond with each part of the item. Part A is a multiple-choice, while part B is an answer grid.

Use the information provided to answer Part A and Part B for question 8.

There are two tanks at the aquarium, Tank A and Tank B. Each tank has two sections.

8. Part A

The volume of one section of Tank A is 24-cubic feet. The volume of the other section of Tank A is 96-cubic feet.

What is the total volume, in cubic feet, of Tank A?

- Ⓐ 4
- Ⓑ 72
- Ⓒ 120
- Ⓓ 2,304

Part B

Tank B has the same volume as Tank A.

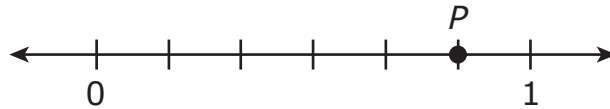
The volume of one section of Tank B is 45-cubic feet. What is the volume, in cubic feet, of the other section of Tank B?

Enter your answer in the box.

⦿	⦿	⦿	⦿	⦿	⦿
0	0	0	0	0	0
1	1	1	1	1	1
2	2	2	2	2	2
3	3	3	3	3	3
4	4	4	4	4	4
5	5	5	5	5	5
6	6	6	6	6	6
7	7	7	7	7	7
8	8	8	8	8	8
9	9	9	9	9	9

HINT: This is an open-response item. Although you may have scratch paper, only the work shown in the box in the test booklet will be scored. Show your work and explain your answer.

9. Mia placed point P on the number line.




- Give the value of the number P as a fraction.
- What does the denominator of your fraction represent on the number line?
- What does the numerator of your fraction represent on the number line?

Enter your answer and your explanation in the space provided.



HINT: During the actual test, you will see a stop sign at the end of each unit. When you reach the stop sign, review the directions below it, and if there is time, review your answers from this unit only. For the tutorial, ask your teacher if you have any questions about the directions below.



You have come to the end of Unit 2 of the test.

- **Review your answers from Unit 2 only.**
- **Then, close your test booklet and raise your hand to turn in your test materials.**

