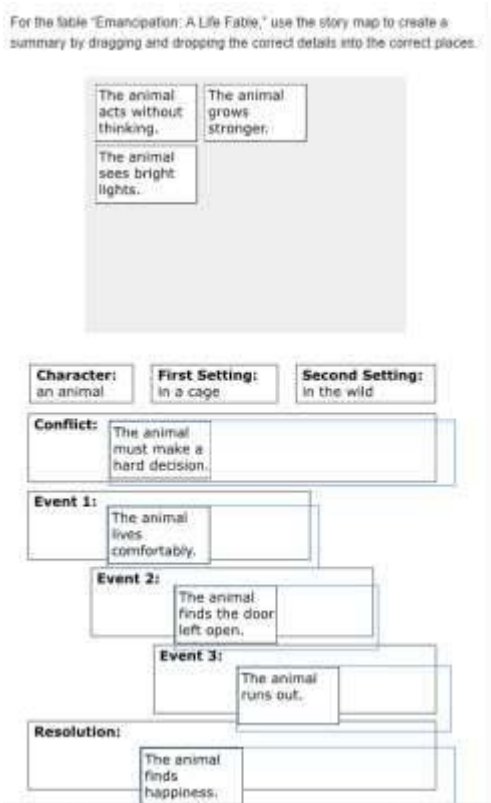


**ELA/Literacy: Grade 6**  
**Online Practice Test Answer and Alignment Document**

<b>Unit 1</b>		
<b>Items 1-7</b>		
<b>Task: Literary Analysis (LAT)</b>		
<b>Passage 1: from <i>Boy's Life</i> by Robert McCammon</b>		
<b>Item Number</b>	<b>Answer</b>	<b>Standards Alignment</b>
1 VH045294	<b>Item Type: EBSR</b> <b>Part A: A</b> <b>Part B: A</b>	RL1; RL4;
2 VH045365	<b>Item Type: EBSR</b> <b>Part A: B</b> <b>Part B: D</b>	RL1; RL5
3 VH045418	<b>Item Type: EBSR</b> <b>Part A: D</b> <b>Part B: C and D</b>	RL1; RL3
<b>Passage 2: "Emancipation: A Life Fable" by Kate Chopin</b>		
4 VH045633	<b>Item Type: EBSR</b> <b>Part A: B</b> <b>Part B: D</b>	RL1; RL4
5 VH045652	<p><b>Item Type: TECR</b></p> <p>For the fable "Emancipation: A Life Fable," use the story map to create a summary by dragging and dropping the correct details into the correct places.</p> 	RL1; RL2

**Passage 1:** from *Boy's Life* by Robert McCammon and **Passage 2:** "Emancipation: A Life Fable" by Kate Chopin

<p>6 VH045758</p>	<p><b>Item Type: TECR</b></p> <table border="1" data-bbox="315 178 1156 659"> <tr> <th data-bbox="315 178 587 296">Boy's Life</th> <th data-bbox="587 178 860 296">Both</th> <th data-bbox="860 178 1156 296">"Emancipation: A Life Fable"</th> </tr> <tr> <td data-bbox="315 296 587 474"> <p>Sometimes it is difficult to have patience.</p> </td> <td data-bbox="587 296 860 474"> <p>New situations can cause discomfort.</p> </td> <td data-bbox="860 296 1156 474"> <p>Taking a chance can be rewarding.</p> </td> </tr> <tr> <td data-bbox="315 474 587 659"> </td> <td data-bbox="587 474 860 659"> <p>Happiness can be found in having liberty.</p> </td> <td data-bbox="860 474 1156 659"> </td> </tr> </table>	Boy's Life	Both	"Emancipation: A Life Fable"	<p>Sometimes it is difficult to have patience.</p>	<p>New situations can cause discomfort.</p>	<p>Taking a chance can be rewarding.</p>		<p>Happiness can be found in having liberty.</p>		<p>RL1; RL2</p>
Boy's Life	Both	"Emancipation: A Life Fable"									
<p>Sometimes it is difficult to have patience.</p>	<p>New situations can cause discomfort.</p>	<p>Taking a chance can be rewarding.</p>									
	<p>Happiness can be found in having liberty.</p>										

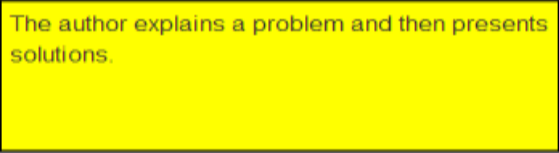
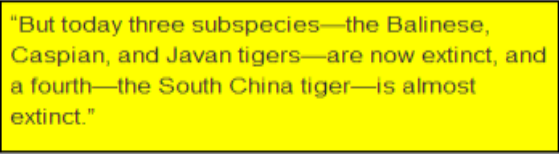
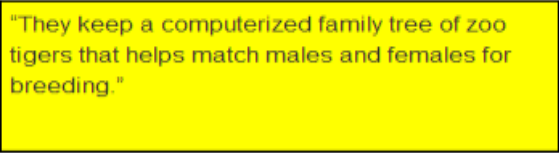
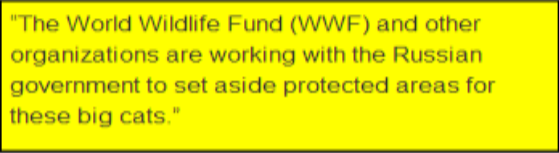
<p>7 VH045724</p>	<p><b>Item Type: PCR</b> Refer to Grade 6 Scoring Rubric</p>	<p>RL1; RL9; W2; W4-10</p>
-----------------------	--	--------------------------------

**Items 8-11**

**Passage Type:** Informational S/M

**Passage 1:** "The Alligator's Super Sense" by Ana Marie Rodriguez

Item Number	Answer	Standards Alignment
<p>8 V0608</p>	<p><b>Item Type: TECR</b> <b>Part A:</b> explaining what led to Dr. Soares's research <b>Part B:</b> E, F</p>	<p>RI1; RI5</p>
<p>9 VH010078</p>	<p><b>Item Type: EBSR</b> <b>Part A:</b> C <b>Part B:</b> D</p>	<p>RI1; RI4</p>
<p>10 VF820527</p>	<p><b>Item Type: EBSR</b> <b>Part A:</b> B <b>Part B:</b> A</p>	<p>RI1; RI7</p>
<p>11 V0613</p>	<p><b>Item Type: TECR</b></p> <ul style="list-style-type: none"> <li data-bbox="337 1331 675 1436" style="border: 1px solid black; padding: 5px; margin-bottom: 5px;">Collect alligator eggs and wait for them to hatch.</li> <li data-bbox="337 1444 675 1549" style="border: 1px solid black; padding: 5px; margin-bottom: 5px;">Use drugs to make an alligator fall asleep.</li> <li data-bbox="337 1558 675 1663" style="border: 1px solid black; padding: 5px; margin-bottom: 5px;">Connect an alligator to a computer.</li> <li data-bbox="337 1671 675 1776" style="border: 1px solid black; padding: 5px; margin-bottom: 5px;">Place an alligator into a water tank.</li> <li data-bbox="337 1785 675 1890" style="border: 1px solid black; padding: 5px;">Expose bumps to different types of stimulation.</li> </ul>	<p>RI1; RI2; RI3</p>

Unit 2		
Items 1-9		
Task: Research Simulation (RST)		
Passage 1: "The Stripes Will Survive" by Jacqueline Adams		
Item Number	Answer	Standards Alignment
1 VH072363	<p><b>Item Type: TECR</b></p> <p>Strategy </p> <p>Evidence </p> <p>Evidence </p> <p>Evidence </p>	R11; R12; R15
2 VH059613	<p><b>Item Type: EBSR</b></p> <p><b>Part A: C</b></p> <p><b>Part B: D</b></p>	R11; R16
Passage 2: "The Zoos Go Wild" from <i>No More Dodos</i> by Nicholas Nirgiotis and Theodore Nirgiotis		
3 VH059804	<p><b>Item Type: EBSR</b></p> <p><b>Part A: D</b></p> <p><b>Part B: B</b></p>	R11; L4; R14
4 VH059779	<p><b>Item Type: EBSR</b></p> <p><b>Part A: C</b></p> <p><b>Part B: B</b></p>	R11; R13
5 VH059795	<p><b>Item Type: EBSR</b></p> <p><b>Part A: C</b></p> <p><b>Part B: D</b></p>	R11; R13
Passage 3: "Behind the Scenes at the National Zoo's Lion Cub" (video)		
6 VH059819	<p><b>Item Type: EBSR</b></p> <p><b>Part A: A</b></p> <p><b>Part B: C</b></p>	R11; L4

<p>7 VH059872</p>	<p><b>Item Type: EBSR</b> <b>Part A: B</b> <b>Part B: B</b></p>	<p>R11; R15</p>
<p><b>Passage 1:</b> “The Stripes Will Survive” by Jacqueline Adams, <b>Passage 2:</b> “The Zoos Go Wild” from <i>No More Dodos</i> by Nicholas Nirgiotis and Theodore Nirgiotis, and <b>Passage 3:</b> “Behind the Scenes at the National Zoo’s Lion Cub” (video)</p>		
<p>8 VH060070</p>	<p><b>Item Type: TECR</b> (correct answers appear in yellow)</p> <p>Animal enclosures should be made as realistic as possible.</p> <p>“Gaia had never had cubs before, but Gove says, ‘She’s been an absolutely perfect mother—tolerant, loving, and protective.’”</p> <p>Zoo animals instinctively take care of their family as they would in the wild.</p> <p>“The tiger family seems comfortable in Cleveland, where the weather is similar to that of their natural habitat in eastern Russia.”</p> <p>“Thousands of other zoo animals throughout the world have been moved into new homes that replaced the old, cramped cages in which they lived before.”</p> <p>“His companions could chase each other and wrestle, knowing he was there to protect them.”</p> <p>“Once they turned four weeks of age, we began with a very simple visual exam . . .” (1:24)</p> <p>“So we took them outside to make sure that they could swim and that they could reliably find their way back to the shore.” (2:10)</p>	<p>R11; R12; R17</p>
<p>9 VH060074</p>	<p><b>Item Type: PCR</b> Refer to Grade 6 Scoring Rubric</p>	<p>R11; R18; R19; W2;</p>